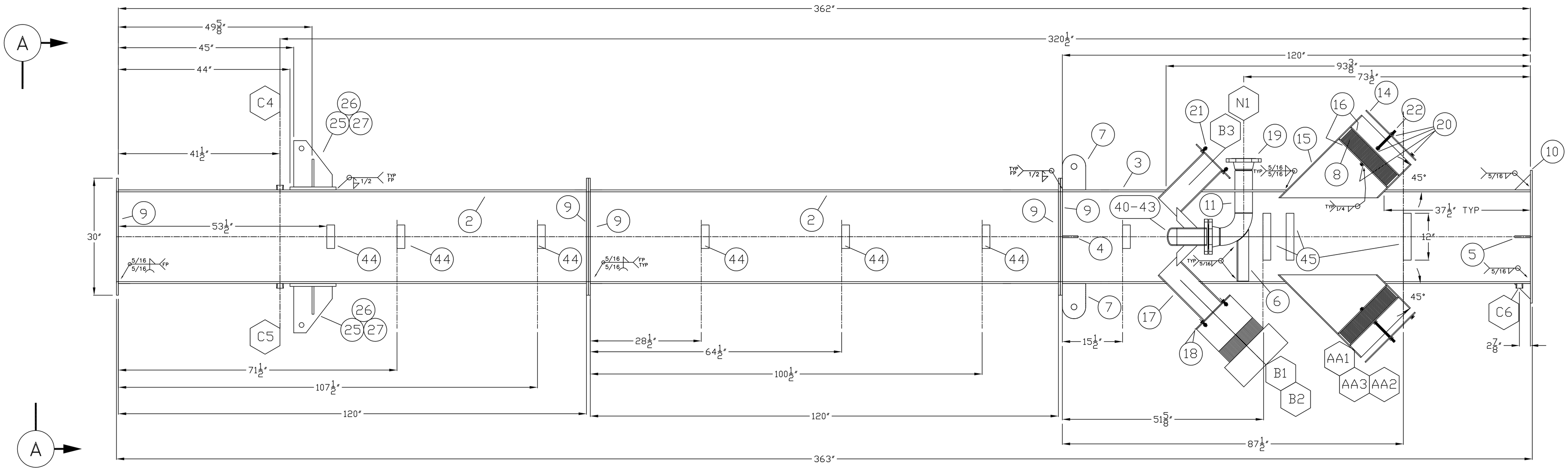

ELEVATION

NOT TRUE ORIENTATION

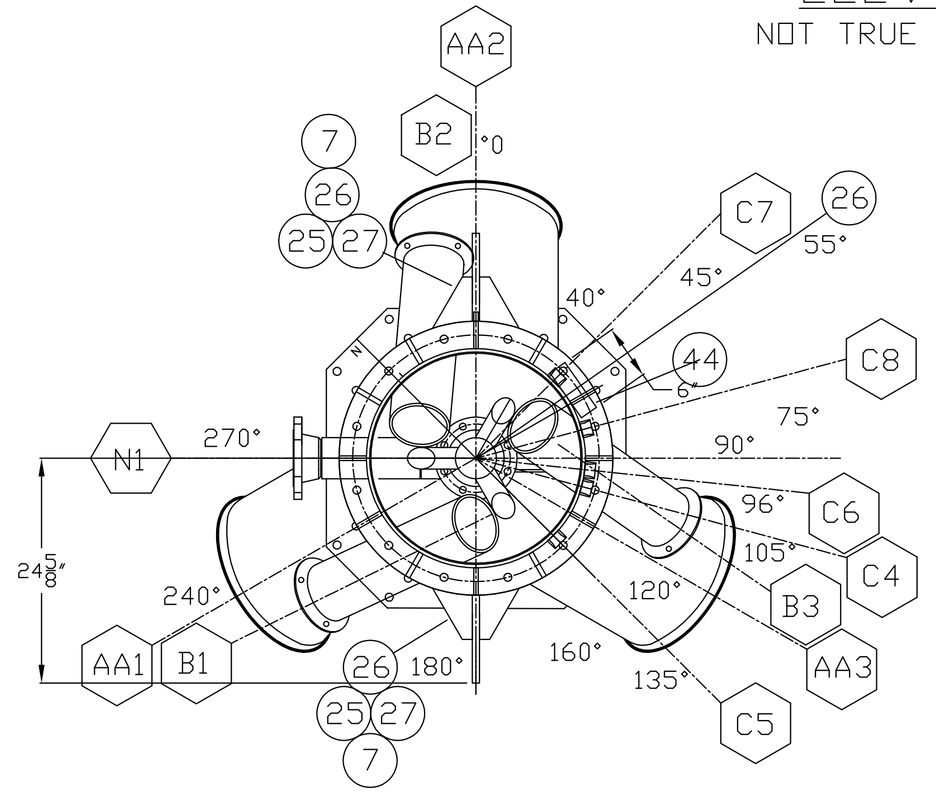

ORIENTATION A–A

TRUE ORIENTATION

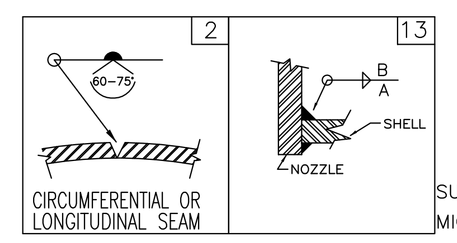

SUB ARC WELD PROCEDURE – PT–101
MIG/FLUX CORD – PT–102

NB REG:

NON CODE

S/N 1427 UNIT # 1
MAWP ATM PSIG @ ~ °F
MDMT ~ PSIG @ ~ °F
MEP ~ PSIG @ ~ °F
DWG PT13011–V
TYPE VERTICAL INCINERATOR
SIZE 24"OD X 30'
EMPTY WT 5,500 YEAR

ORIENTATION AND ELEVATION BY CUSTOMER

CONFIDENTIAL

THIS DRAWING CONTAINS CONFIDENTIAL INFORMATION. IT IS THE SOLE PROPERTY OF BRENT WILLEY BY RETENTION OF THIS DRAWING RECEIVER AGREES TO KEEP ALL INFORMATION IN STRICT CONFIDENCE, NOT TO GENERATE COPIES OR DISCLOSE ANY ITEM ILLUSTRATED OR LISTED UNLESS IN RECEIPT OF WRITTEN PERMISSION BRENT WILLEY LLC. UPON NOTIFICATION RECEIVER AGREES TO RETURN DRAWING AND ALL COPIES IN IN ANY FORM.

GENERAL SPECIFICATIONS

SHELL 0.500" SA53B,ERW
HEADS 0.5" A-36
HEAD TYPE FLAT/FLG
NOZZLE NECK SA53B,ERW
FLANGE/BLIND SA-105/A-36
COUPLINGS SA-105
BOLTS GRADE 5
NUTS GRADE 5
CORROSION ALLOWANCE NONE
HEAT TREATMENT NONE
HYDRO PRESSURE ~
CHART TIME ~
EST. EMPTY WT 5500 LBS

NOTES:
1. NONE

NDE EXAMINATION

RADIOGRAPH NONE
LONG SEAMS ~
ROUND SEAMS ~

INTERNAL COATING
SURFACE PREPARATION: NONE
COATING: NONE

EXTERNAL COATING – VESSEL
SURFACE PREPARATION: PER PAINT MFG SPECS
PRIMER: HIGH TEMP BLACK
TOP COAT: NONE

CDN CONTROLS LTD
COMBUSTION & EMISSIONS SERVICES

ESTIMATED WT 5500#

REV	DESCRIPTION	DATE	BY	CHK
A	ISSUED FOR APPROVAL	7/25/13	GGP	DEB
0	ISSUED FOR FABRICATION	7/30/13	GGP	DEB
1	CHANGE BASE PLATE ADD SS BURNER	8/9/13	DEB	GGP
2	AS BUILT	9/17/13	DEB	DEB

24" X 30' E/E NON CODE VERTICAL INCINERATOR

DIMENSIONAL UNIT ARE INCHES

CUSTOMER COYOTE N

INCINERATOR LAYOUT

DWG NO.	S/O NO.	UNIT NO.	PAGE 1	DRAWN BY	REV NO.	DATE
PT13011–V	1427	1	OF 4	GGP.	2	6/14/13

MARK	QTY	CONNECTIONS	FLG	NECK	PAD	OPS	ISP	WELD	A	B	C	D	E	REMARKS
			BOM ITEM			PROJECTION (IN)		DETAIL	WELD SIZE (IN)					
C8	1	SAMPLE PORT, 1" NPT 3000# HCPLG	23	~		MAX	FLUSH	13	X	1/4	~	~	~	~	
C7	1	TEMP MONITOR, 1" NPT 3000# HCPLG	23	~		MAX	FLUSH	13	X	1/4	~	~	~	~	
C6	1	DRAIN, 1" NPT 3000# HCPLG	23	~		MAX	FLUSH	13	X	1/4	~	~	~	~	
C5	1	SAMPLE PORT, 1" NPT 3000# HCPLG	23	~		MAX	FLUSH	13	X	1/4	~	~	~	~	
C4	1	SAMPLE PORT, 1" NPT 3000# HCPLG	23	~		MAX	FLUSH	13	X	1/4	~	~	~	~	
B1/2/3	3	6" BURNER	17	18	~	AS REQ	3"	13	~	5/16	5/16	~	~	~	ITEM 24
N1	1	WASTE GAS INLET, (1) 3" ASME 150# RFWN	19	11,12	~	AS REQ		2	~	5/16	5/16	~	~	~	SEE DETAIL
AA1/2/3	3	AIR ARRESTOR, 18" PIPE	14	15	~	AS REQ	1"	13	~	5/16	5/16	~	~	~	SEE DETAIL